

A large, stylized sunburst graphic with rays emanating from the center, rendered in a halftone dot pattern. The rays are colored in shades of orange and yellow, set against a solid red background.

SCAVENGER HUNT

The logo for Mill City Museum, featuring the words 'MILL CITY MUSEUM' in a bold, sans-serif font. The text is white and is contained within a white rectangular box that has a slightly curved top edge.

**MILL
CITY
MUSEUM**



INSTRUCTIONS

HOW IT WORKS

Pick any page to start. If there are a lot of people looking at one thing, try another!

FIND

Find the pictured object or artifact in the exhibit gallery.

KNOW

Share the knowledge.

DO

Try the activities.

IMAGINE

Encourage your group to use their imagination.

CHALLENGE

Learn the steps it takes to bring wheat from the field to your table. Then, take the challenge at the end! **Hint:** Watch for the *italics*.



FIND

the Bisquick Box.

KNOW

that a commercial *sells* food to you.



DO

watch a commercial
inside the box.

IMAGINE

all the foods you could
eat that are made with flour!



FIND

objects shaped like the Pillsbury Doughboy.

KNOW

that a baker *makes* food with flour!



DO

giggle like Poppin' Fresh,
the Pillsbury Doughboy!

IMAGINE

other objects you would
create to look like the
Pillsbury Doughboy.



FIND

the Dust Collector.

KNOW

that dust collectors kept
the building and the
workers safe.




DO

pretend your arm is part of this machine knocking the dust out of the socks.

IMAGINE

what sounds this machine would make.



FIND

the Traction Engine.

KNOW

that traction engines
can power many types
of machines.



DO

pretend you are turning the steering wheel or blowing the whistle!

IMAGINE

you had to use this engine.



FIND

the Harvest Table.

KNOW

that it would sometimes
take three hours to do all
the dishes!



DO

sit down and serve
each other the meal!

IMAGINE

you have to make all this food
and help serve it to the
farm workers.



FIND

the Roller Mill.

KNOW

that a miller *grinds* wheat
into flour using rollers.



DO

touch the rollers. The ridges would have been sharp as knives!

IMAGINE

the rollers turning with wheat seeds falling between them.



FIND

the giant seed of wheat.

KNOW

that a farmer *plants* seeds of wheat.



DO

stand your group all in a row,
start as a small seed and
pretend to grow!

IMAGINE

you are a wheat plant.
What would you need in
order to grow?



FIND

the Threshing Crew.

KNOW

that a threshing crew
harvests wheat!



DO

line up and pose like one of the threshing crew.

IMAGINE

working from sunrise to sunset, 12 or more hours every day!



FIND

the Turbine.

KNOW

that turbines powered all
the machines in the mill
using falling water.




DO

stand still and push the turbine with your hands. Look up to see the other moving parts.

IMAGINE

water pushing the blades to make the turbine spin.



FIND

the View of St. Anthony Falls.

KNOW

that the waterfall made
water power possible and
that is why Minneapolis
was built here!



DO

make a mini train with your group and chug around a little!

IMAGINE

you can hear the rushing of the waterfall, the hum of the mills and the chugging of the train.

WHEATIES®



FIND

the Wheaties box.

KNOW

that Wheaties were
invented by accident!



DO

high-five your group like you are a superstar team on a box of Wheaties.

IMAGINE

your favorite team or athlete on the box. Who would you chose?



FIND

a staff person wearing
an apron.

KNOW

that staff at Mill City Museum
are here to help you.



DO

tell a staff person who works here your favorite thing you learned today.

IMAGINE

you worked in this building. Would you like to have worked here when it was a flour mill? Or now in the museum?

CHALLENGE:

Can you name the steps to bring wheat from the field to your table? Use what you learned to match the picture or the word:

A farmer _____ the wheat.

A threshing crew _____
the wheat.

A miller _____ wheat into
flour using rollers.

A baker _____ food with flour.

A commercial _____ food
to you!



SELLS




PLANTS



MAKES



HARVESTS



GRINDS



If you finish early, you can...

Try the big puzzle by the Water Lab.

Find the boxcar on the 3rd floor.

Look for the engine outside in the train shed on the 3rd floor.

Send a video postcard located on the 3rd floor, across from the store.